

Multimorbidity, disability and QoL in older adults

Vilnius, Nov 7th 2014



M. João Forjaz, Carmen Rodriguez Blázquez
Institute of Health Carlos III, Spain



Co-funded by
the Health Programme
of the European Union

This presentation arises from the Joint Action addressing chronic diseases and healthy ageing across the life cycle (JA-CHRODIS) which has received funding from the European Union, under the framework of the Health Programme (2008-2013).



M. João Forjaz



Carmen Rodriguez-Blazquez

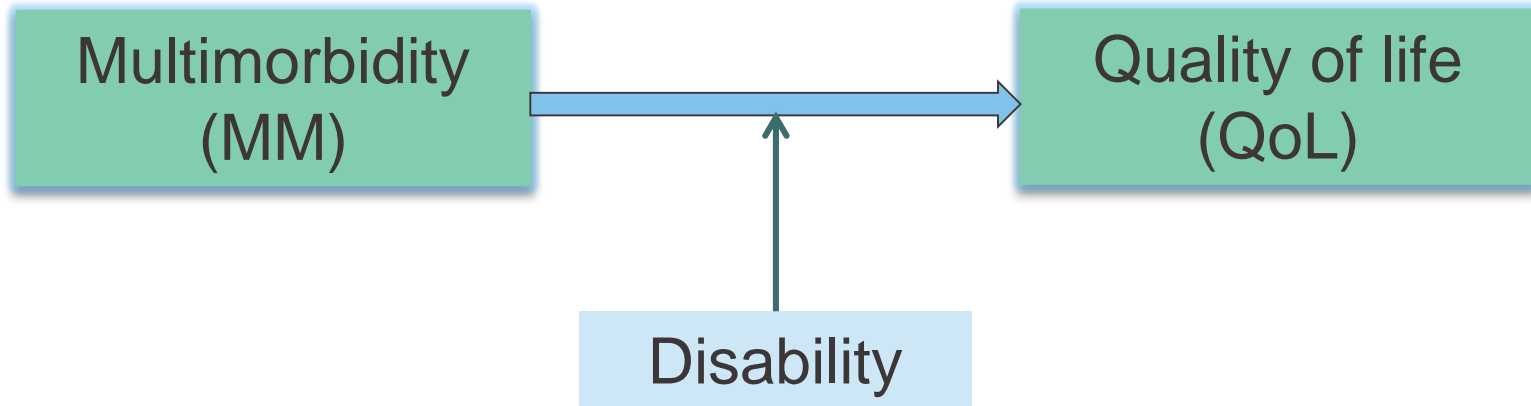


Alba Ayala
Jesús de Pedro
Vicente Rodriguez
Nerea Gonzalez; Susana García
Alexandra Prado-Torres

Institute of Health Carlos III
Madrid, Spain



A simple model as starting point



Main goals



- What are the characteristics of older adults with multimorbidity (MM)?
- In patients with MM, what is the impact of chronic health conditions on QoL?
- What is the role of disability in the relationship between MM and QoL?
- Methods:
 - 5 databases in Spain
 - Older adults (65+ years)

Databases

Database	n (total)	n (MM)	Data collection	Representation
CadeViMa	862	705	2008	Nationally
Aragón	704	517	2008-2009	Disability study
ELES	707	443	2011	Nationally
Basque country	2108	1492	2009-2010	Emergency rooms
ENSE	5896	4995	2012	Nationally



Chronic conditions

Conditions common to all databases:

1. Osteoarticular
2. Asthma
3. Cardiac conditions
4. Diabetes
5. Hypertension (HT)
6. Cancer

7. Neuropsychiatric conditions:

- Alzheimer's disease
- Dementia
- Memory problems
- Schizophrenia
- Psychosis
- Mental health problems other than anxiety and depression

QoL and disability measures

	CadeViMa	Aragón	ELES	Basque C.	ENSE
QoL	EQ-5D-3L PWI	EQ-5D-3L	PWI	SF-12 • physical • mental	EQ-5D-5L
Disability	Barthel index	WHO-DAS	Functional ability (ad-hoc measure)	Barthel index	Functional ability (ad-hoc measure)

- EQ-5D, index (EuroQol Group, 1990).
- PWI: Personal Wellbeing Index (Cummins et al., 2006)
- WHO-DAS: World Health Organization Disability Assessment Schedule 2.0 (WHO, 2010)

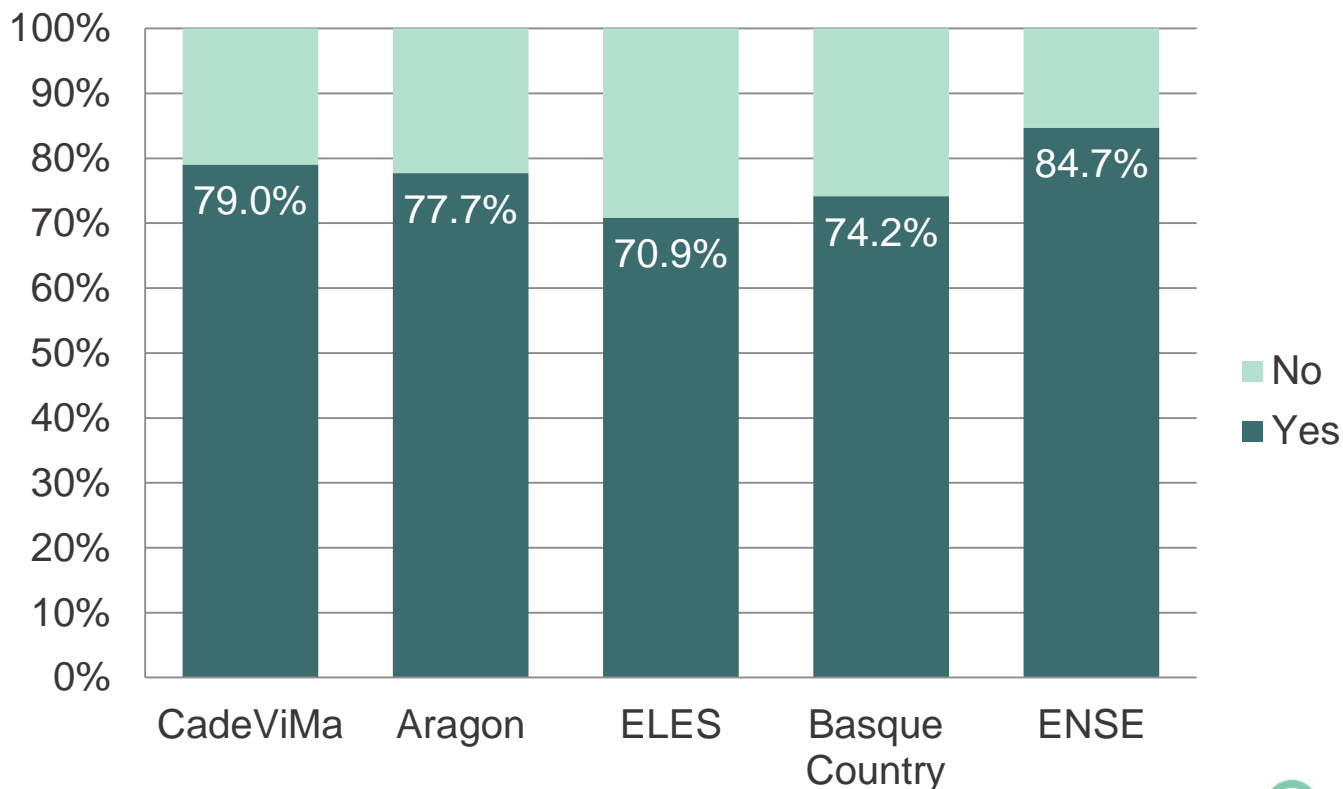
Statistical analysis by database



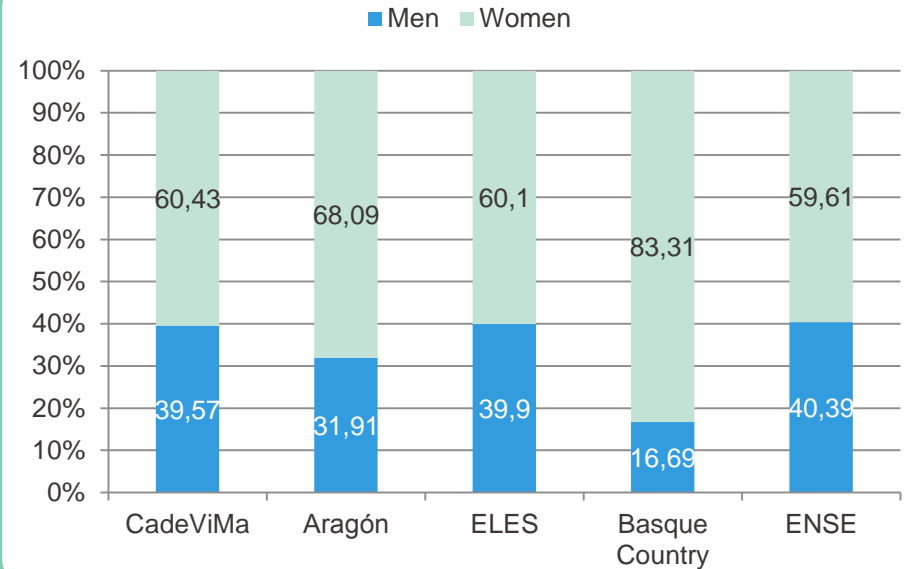
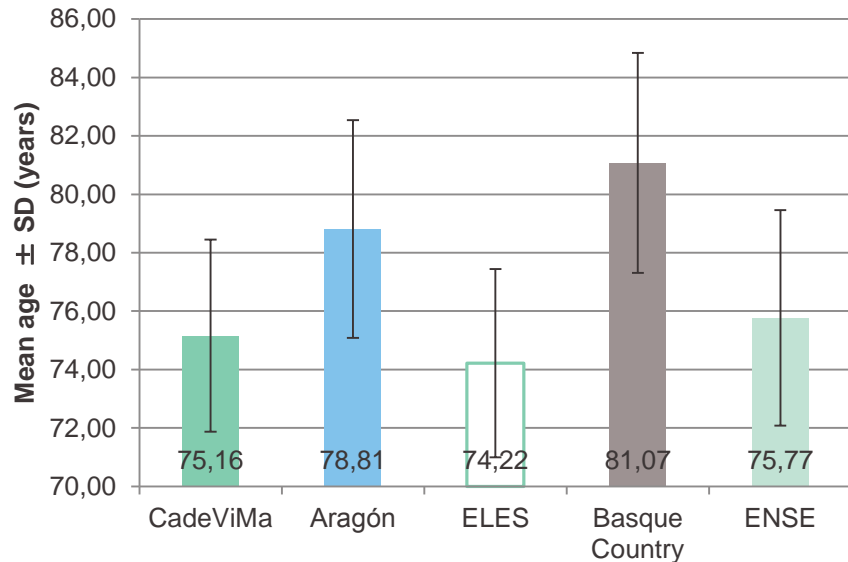
- Inclusion criteria:
 - Age: 65+ years
 - Multimorbidity: 2+ chronic health conditions
- Descriptive statistics, prevalences.
- Logistic regression models for the group with “lower QoL”
- Control variables:
 - Age
 - Gender
 - Interaction: Disability status x chronic health conditions

Preliminary results

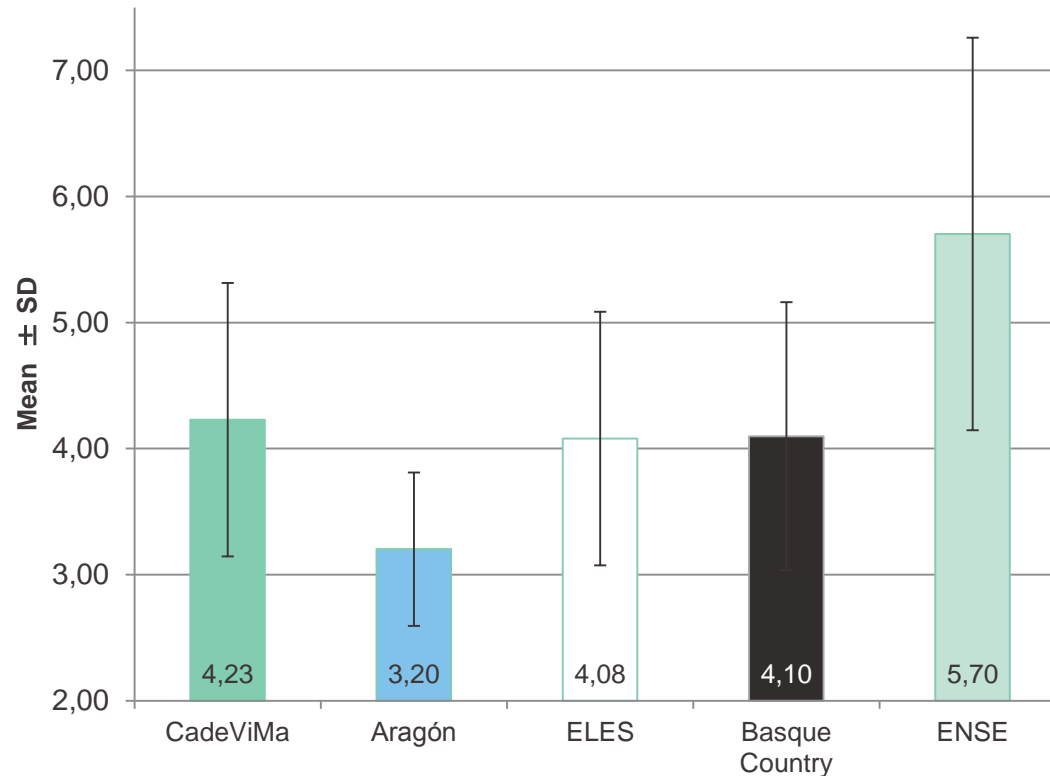
Prevalence of multimorbidity by database



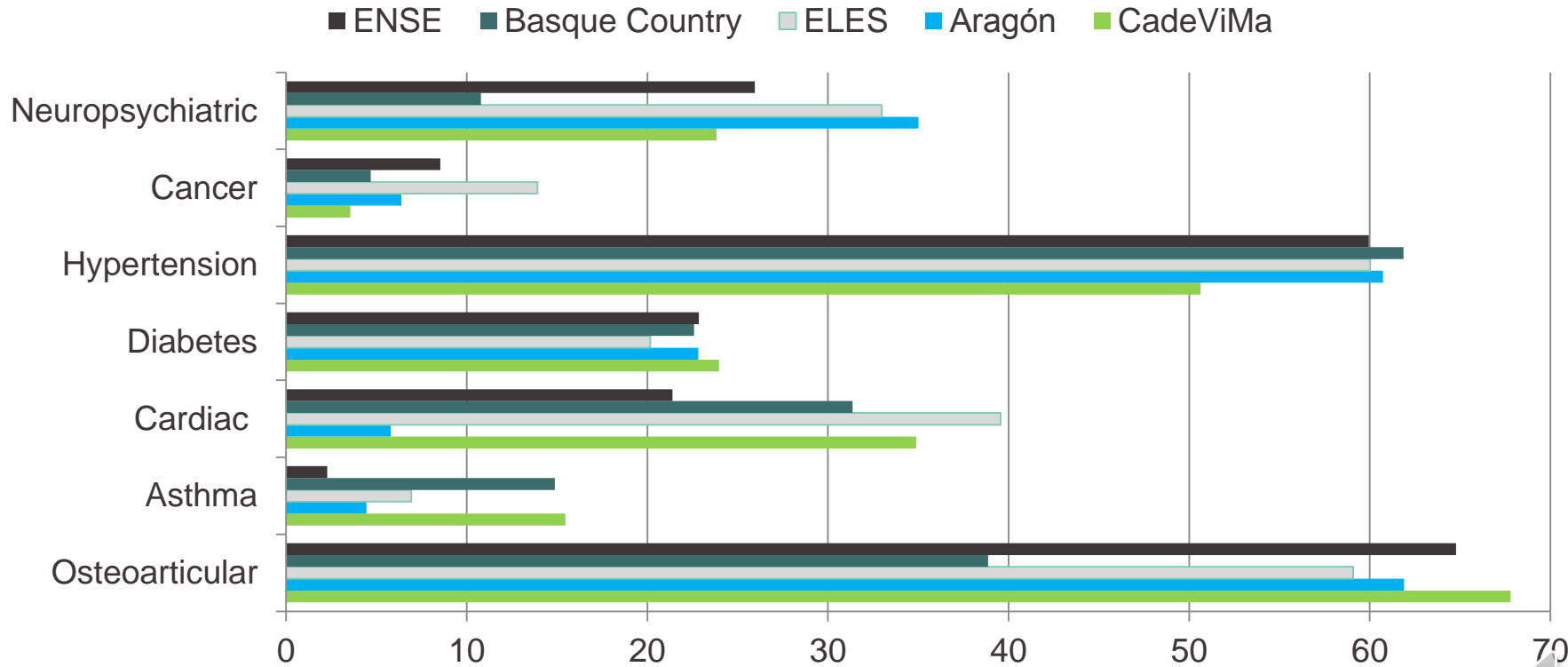
MM group: Age (years) and sex (%)



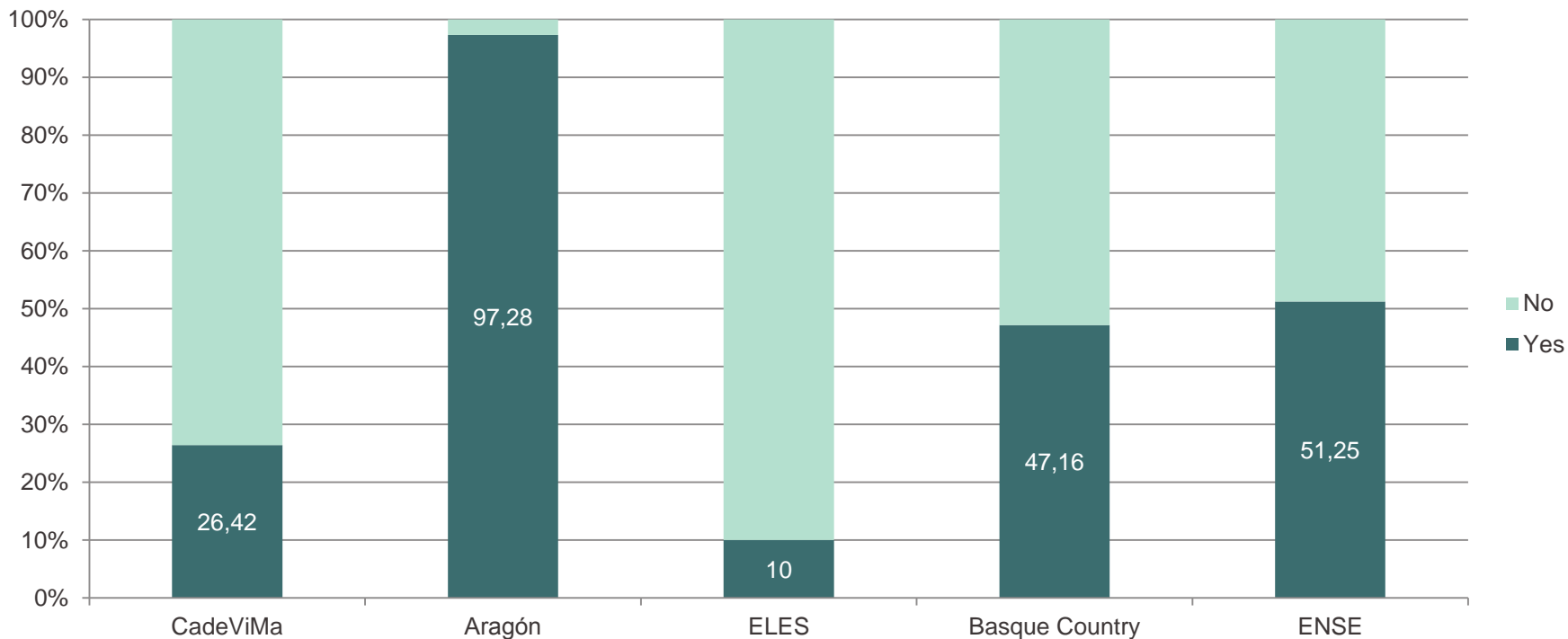
N° health conditions (MM group)



Chronic health conditions: Prevalences (%) in MM



Disability (%)



Logistic regressions for “lower QoL”

(OR)	CadeViMa		Aragón	ELES	Basque C.		ENSE
QoL measure	EQ-5D	PWI	EQ-5D	PWI	SF-12 physical	SF-12 mental	EQ-5D
Age	1.07				1.05	0.98	1.03
Sex (woman)	1.45					1.50	1.49
Disability	2.47	1.68	10.14	2.96	6.98	2.50	7.96
Osteoarticular	2.36				1.63		3.27
Asthma							2.38
Cardiac			(n.a.)		1.35		1.60
Diabetes							1.61
Hypertension							
Cancer						2.51	
Neuropsychiatric	5.10	1.06		1.66		2.04	3.67
Disability*HT				0.29			






Next steps

- Refine regression models
- Explore interactions
- Write paper



Madrid, Spain



ISCIII campus

The Joint Action on Chronic Diseases and promoting healthy ageing across the life cycle (JA-CHRODIS)*



*** THIS PRESENTATION ARISES FROM THE JOINT ACTION ON CHRONIC DISEASES AND PROMOTING HEALTHY AGEING ACROSS THE LIFE CYCLE (JA-CHRODIS) WHICH HAS RECEIVED FUNDING FROM THE EUROPEAN UNION, IN THE FRAMEWORK OF THE HEALTH PROGRAMME (2008-2013)**

